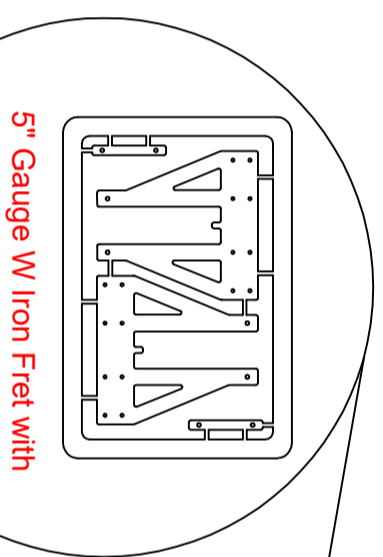


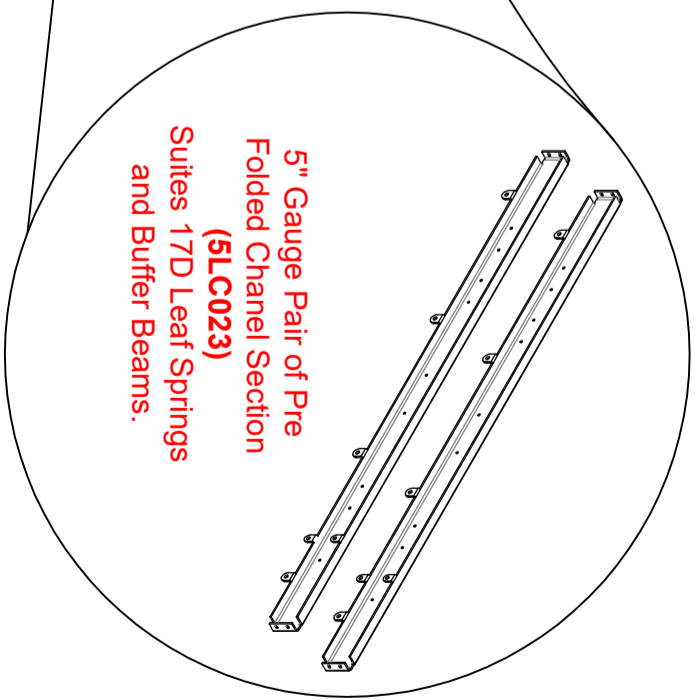
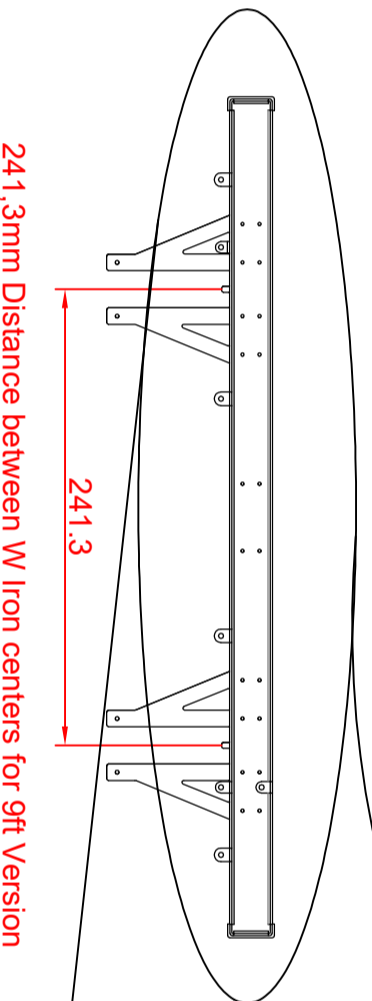
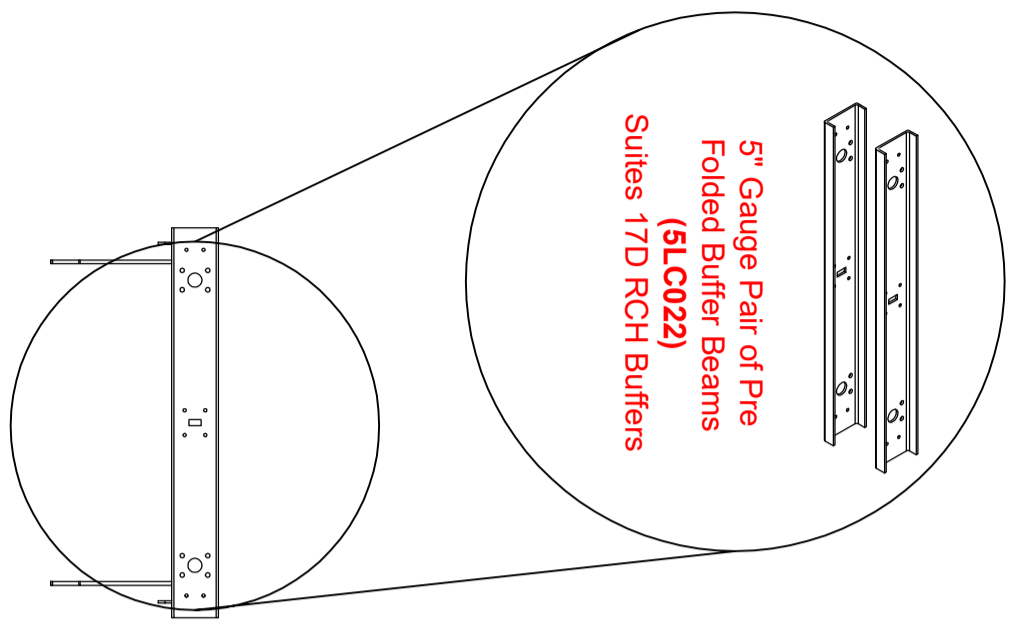
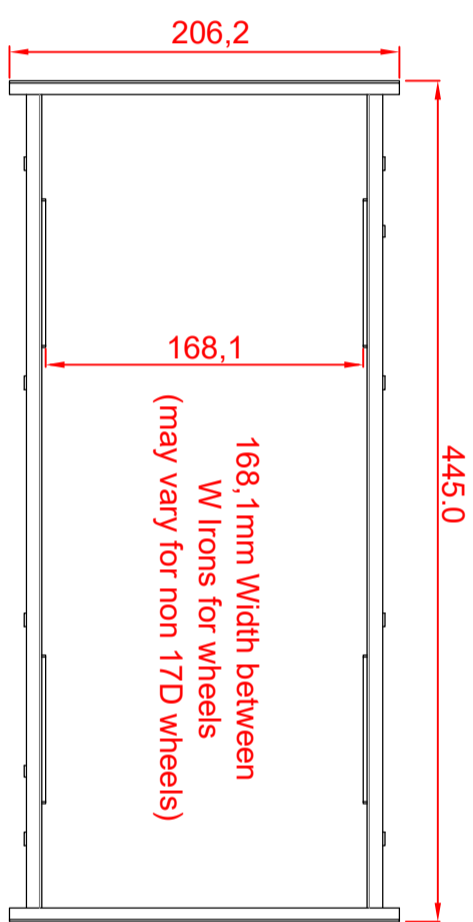
DO NOT SCALE

1 2 3 4 5 6 7 8



Drawing Shows how to set up W Irons and Underframe would require additional support for use. (see Wagon Fold up Chassis)

1/16 x 3/8 Rivets to assemble together.



TITLE: **5" Wagon Construction**
REV **A**

DESCRIPTION: **W Iron Assembly Setup**

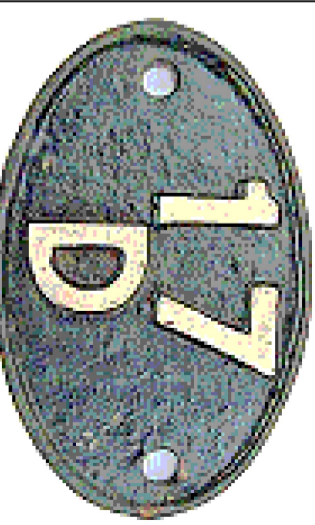
CODE: **SLC021**

MATERIAL: **STEEL**
GRADE: **CR4**
DRAWN BY: **B.HANSON**
DATE: **25/04/2023**
SCALE: **1:4**
PAGE: **1 OF 1**

NOTES:

ALL DIMENSIONS ARE IN MILLIMETERS AND UNLESS OTHERWISE STATED ARE TOLERANCED TO 0.2MM AND CONCENTRIC TO 0.1MM WITH AN ANGULAR TOLERANCE OF 0.5 DEGREES. REMOVE ALL BURRS AND BREAK EDGES 0.5MM CHAMFER

ALL SITE CONTENT is the intellectual property of 17D LIMITED. You have the right to copy and share all drawings herein in any medium or format. You may not use materials for commercial purposes and you may not modify or redistribute modified materials. We reserve the right to receive credit for all uses of content outside of the 17D Site.



D

1 2 3 4 5 6 7 8

D